



SLDS Parent Portal Guide

Statewide Longitudinal Data System (SLDS)



Table of Contents

BRIEF HISTORY OF THE STATEWIDE LONGITUDINAL DATA SYSTEM.....	3
BENEFITS OF THE SLDS PARENT PORTAL.....	3
HOW TO ACCESS THE GEORGIA SLDS	3
STUDENT PERFORMANCE DASHBOARD	4
NAVIGATION TOOL BAR.....	5
VERTICAL SCROLL BAR.....	5
ATTENDANCE SECTION	6
ASSESSMENTS SECTION	6
LEXILE SCORES	6
ASSESSMENT SCORES	7
Test Administration Details Page.....	7
OVERVIEW OF ASSESSMENTS AVAILABLE ON THE STUDENT PERFORMANCE DASHBOARD	9
LIST OF STUDENT ASSESSMENT RESULTS AVAILABLE TO PARENTS.....	9
CRCT-M	11
21st Century Skills Assessment (21 CSA)	12
ACCESS	13
Alternative ACCESS.....	14
GAA	15
GKIDS.....	16
Georgia Pre-K Assessment	18
STUDENT GROWTH PERCENTILE	19
STUDENT SCHEDULE DASHBOARD	20
MY SCHEDULE SECTION	20
ACCESS TO ONLINE RESOURCES.....	20
ONLINE RESOURCES ALIGNED TO STANDARDS	21
VIEWING THE RESOURCES	22
SEARCHING FOR RESOURCES USING THE LEARN MENU.....	23
HELP AND TRAINING.....	24
LOGGING OUT OF THE SLDS PARENT PORTAL.....	25

Brief History of the Statewide Longitudinal Data System

The Statewide Longitudinal Data Systems (SLDS) Grant Program of 2002 was designed to help state education agencies develop and implement longitudinal data systems. These systems are intended to enhance the ability of States to efficiently and accurately manage, analyze, and use education data, including individual student records. The data systems developed with funds from these grants should:

- Help States, Districts, Schools, and Teachers make data-driven decisions to improve student learning.
- Facilitate research to increase student achievement and close achievement gaps.

Benefits of the SLDS Parent Portal

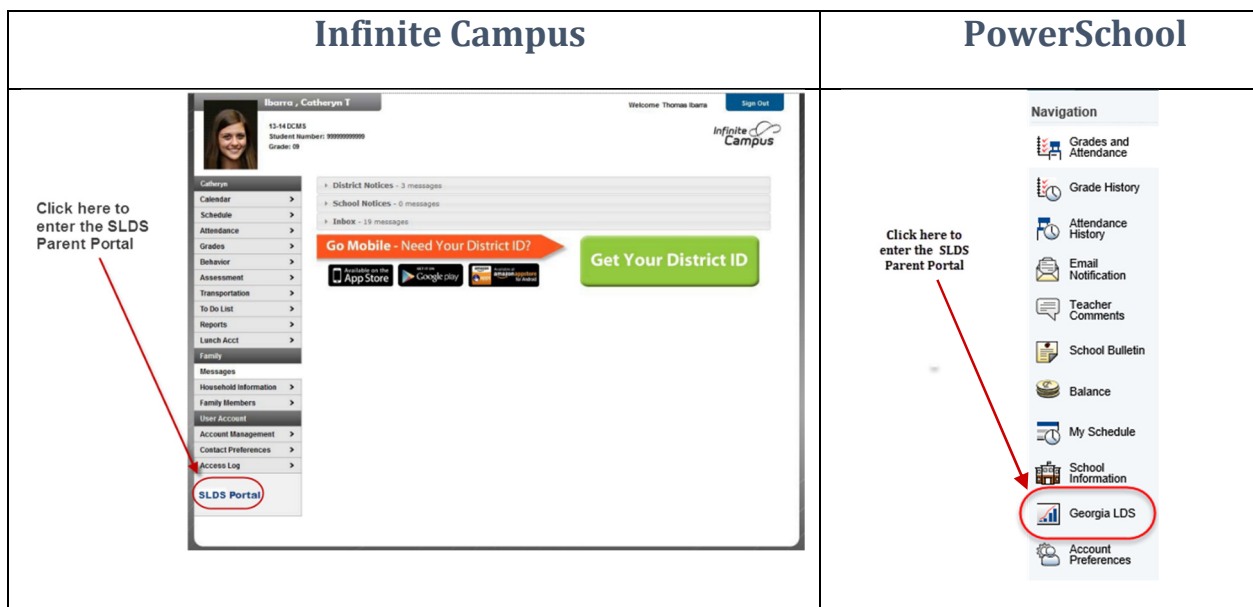
Using Georgia's SLDS Parent Portal helps parents to:

- Monitor their children's achievement on statewide summative assessments
- Identify their children's strengths and weaknesses in the domains that are tested in each subject area
- Access online resources that are directly aligned to their children's course standards

How to Access the Georgia SLDS

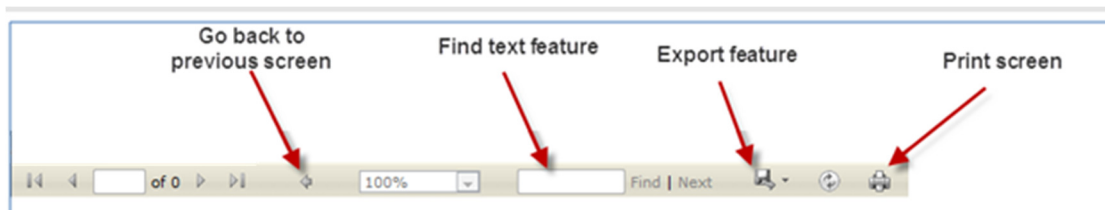
Parents can access the Georgia SLDS Parent Portal by following these steps:

1. Login to the District's Student Information System Parent Portal.
2. Click the **SLDS Portal** button at the bottom of the list on the left side of the student's page.

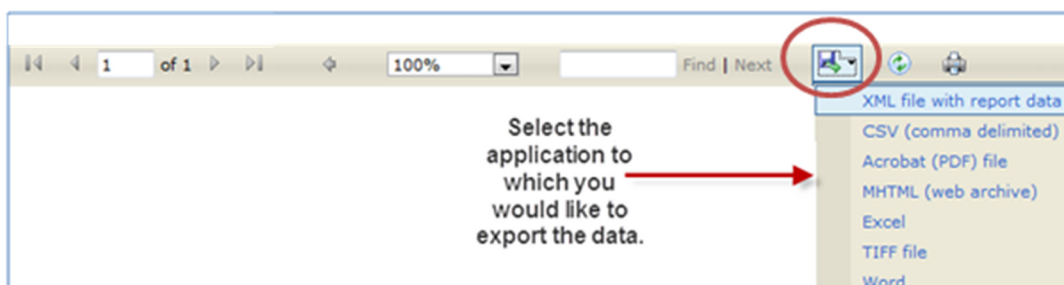


Navigation Tool Bar

The Navigation Tool Bar includes quick links to move through the dashboards.

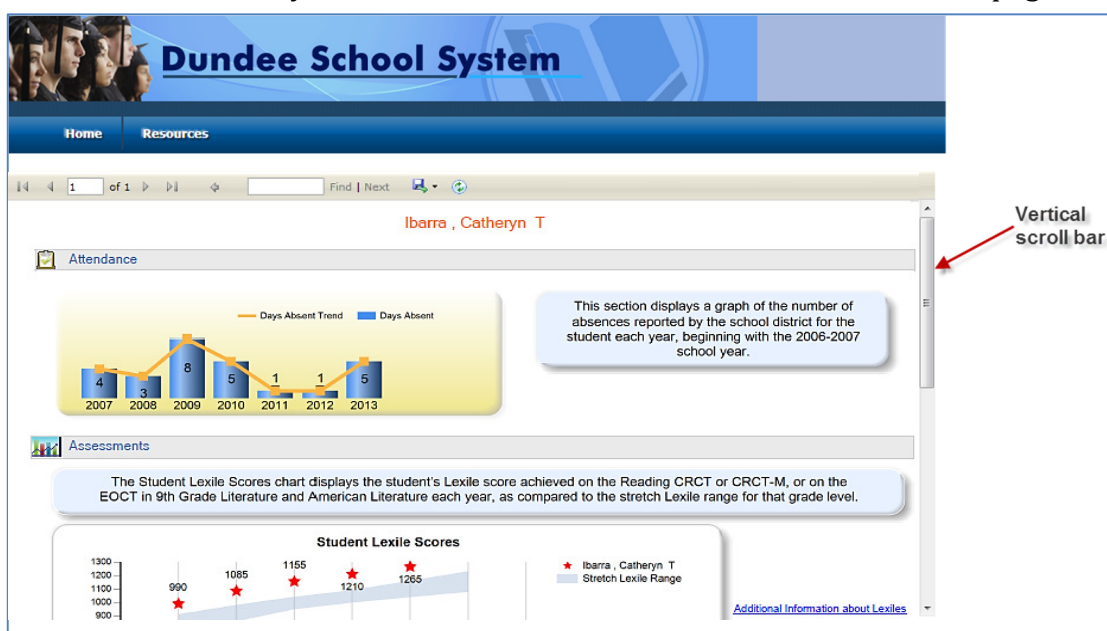


The tool bar also includes a feature to export the data on the screen. Any of the images, charts, or graphs that you see in the SLDS Parent Portal can be exported to another application. These files can be created in multiple user friendly formats including Excel, Word, and PDF.



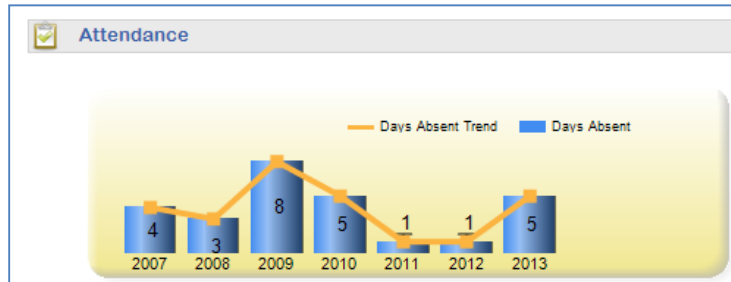
Vertical Scroll Bar

There is a vertical scroll bar to the right of the charts on the Student Performance Dashboard that allows you to scroll down and view all of the charts on the page.



Attendance Section

The Attendance section displays a graph of the absences reported by your school district for your child each year, beginning with the 2006-2007 school year. This allows you to observe the trend in his or her attendance each year.



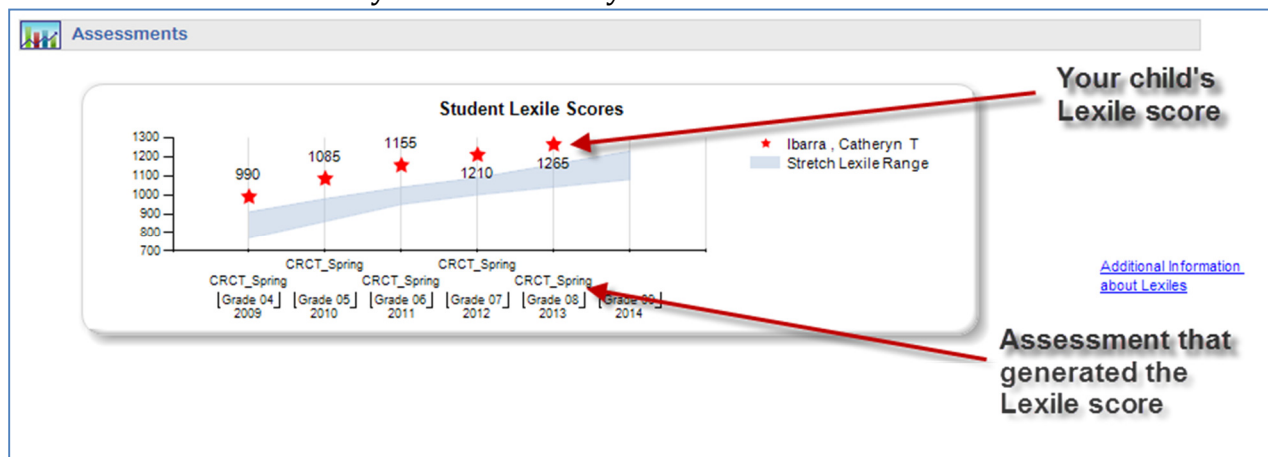
Note: If the student was not enrolled in a Georgia public school in a particular year, e.g., home school, private school, or out-of-state, that year will not be included on the chart.

Assessments Section

Lexile Scores

The first chart in the Assessments section is the graph of student Lexile scores. This chart displays the student's Lexile score achieved on the Reading CRCT or CRCT-M, or on the EOCT in 9th Grade Literature and American Literature each year. The student's Lexile score each year is denoted on the chart with a red star. This chart allows you to compare your child's Lexile score each year to the stretch Lexile range established for that grade level. Ideally, your child will be in or above the stretch Lexile range.

If you would like more information about Lexiles, you may click on the link beside the chart entitled "Additional Information about Lexiles." This will open a web page with Lexile information and tools that you can use with your child.



Assessment Scores

The Assessment Scores section displays all of your child's statewide summative assessments, including retests, in color-coded test result boxes (see the legend at the bottom of the screen to decode the colors). Assessments are listed in descending order by administration date. Assessment history may go as far back as the 2006-2007 school year, provided that the student was enrolled in a Georgia public school district and that the student's unique Georgia Testing Identifier (GTID) was attached to the assessment. Each test result box contains the abbreviated subject-area of the test, as well as the scale score (and grade conversion for the Milestones EOC tests) that the student achieved on the test.

The score displayed is the scale score for the given assessment. EOC and EOCT assessments display scale score and the grade conversion.

Test Result Boxes contain the scale score that the student achieved

Legend for Test Result Boxes

CRCT/EOCT/GHSGT/GHSWT/G8WT/G3WT Legend

MilestonesEOC/MilestonesEOG Legend

Assessment	ELA	MATH	SCIE	SOCI
14-15 Spring MilestonesEOG-Main	(3-580)	(2-488)	(2-517)	(3-541)
13-14 Spring CRCT	LANG (3-875)	MATH (3-851)	READ (3-882)	SCIE (3-893) (3-883)
12-13 Spring CRCT	LANG (3-870)	MATH (3-857)	READ (3-878)	SCIE (3-866) (3-910)
12-13 Spring G3WT	ICNV (2-N/A)	IIDEAS (3-N/A)	IORG (3-N/A)	ISTYLE (3-N/A)
	NCNV (2-N/A)	NIDEAS (3-N/A)	NORG (3-N/A)	NSTYLE (3-N/A)
	PCNV (2-N/A)	PIDEAS (3-N/A)	PORG (3-N/A)	PSTYLE (3-N/A)

1-Did Not Meet 2-Meets 3-Exceeds

1-Beginning Learner 2-Developing Learner 3-Proficient Learner 4-Distinguished Learner

Each of the color-coded test result boxes is hyperlinked. You can view test administration details (including domain level results for some assessments) by clicking on a specific test result box. The graphics below is the Test Administration details page that is displayed after clicking on the box for the 2014-15 Spring Milestones EOG test in Social Studies and ELA.

Milestones End Of Grade Results Social Studies For Abrego , Ignacio N

Administration Results

School Year	Administration	Strand	Measure	Value	
2015	Spring	Economics	Mastery Category	2	Monitor Learning
		Geography	Mastery Category	1	Remediate Learning
		Government/Civics	Mastery Category	2	Monitor Learning
		History	Mastery Category	3	Accelerate Learning

Milestones End Of Grade Results ELA For Abrego , Ignacio N


Administration Results

School Year	Administration	Strand	Measure	Value	
2015	Spring	Reading and Vocabulary	Reading Status	2	Grade Level or Above
		Writing and Language - Extended Writing: Ideas	Points Earned	3	3 out of 4 Points
		Writing and Language - Extended Writing: Language	Points Earned	2	2 out of 3 Points
		Writing and Language - Narrative Writing	Points Earned	4	4 out of 4 Points
		Total Score	Achievement Level	3	Proficient Learner
			Lexile Numeric	1180	
			Scale Score	580	

Test Administration Details Page

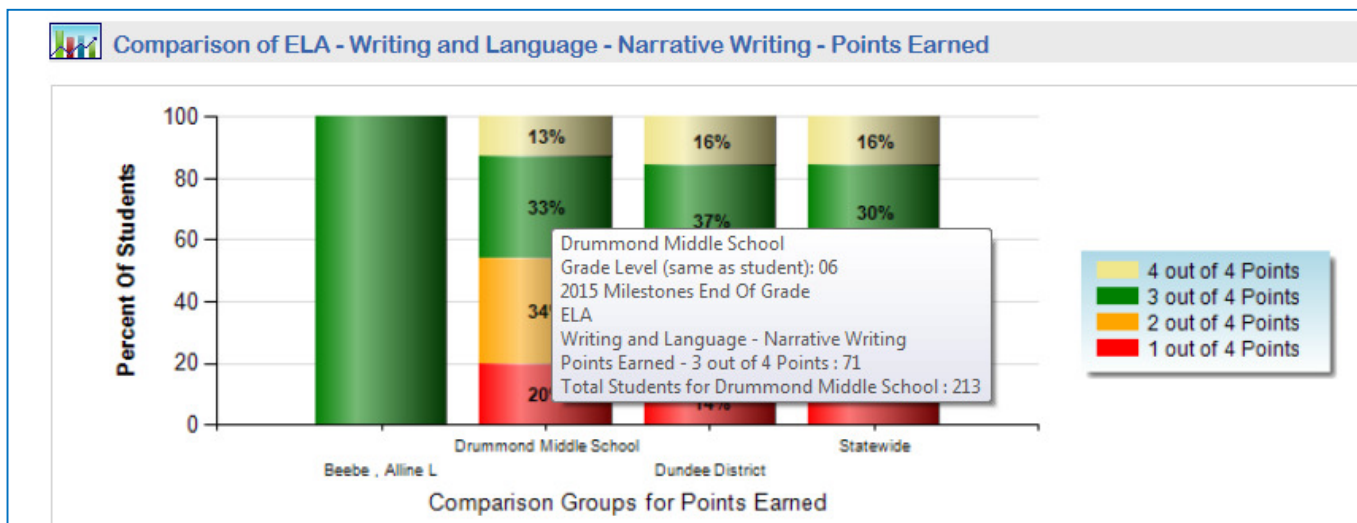
For all assessments, with the exception of GAA and Pre-K, clicking on an individual test result box will display more details about the assessment results, including domain-level results for some assessments. The table below is an example of what you would see when you click on the ELA Milestones EOG box. The table displays the domains tested in the subject, along with more details about the student's performance in that domain.

Milestones End Of Grade Results
ELA
For Beebe , Alline L

 **Administration Results**

School Year	Administration	Strand	Measure	Value	
2015	Spring	Reading and Vocabulary	Reading Status	2	Grade Level or Above
		Writing and Language - Extended Writing: Ideas	Points Earned	2	2 out of 4 Points
		Writing and Language - Extended Writing: Language	Points Earned	2	2 out of 3 Points
		Writing and Language - Narrative Writing	Points Earned	3	3 out of 4 Points
		Total Score	Achievement Level	3	Proficient Learner
			Lexile Numeric	1100	
			Scale Score	572	

Notice that there are hyperlinked performance levels available to click. Once any of the hyperlinked numbers is clicked, a bar graph will display for that particular domain that compares the student's performance to the rest of the students in that same grade level in his/her classroom, school, district, and state. Each bar can be hovered over to provide the teacher with additional information.



Overview of Assessments Available on the Student Performance Dashboard

Any statewide assessment taken by the student will be displayed in the Assessments section of the Student Performance Dashboard. Assessments are listed in descending order by administration date.

List of Student Assessment Results Available to Parents

- Student Lexile Scores
- Milestones End of Grade Tests for grades 3-8 (Milestones EOG)
- Milestones End of Course Tests for high school courses (Milestones EOC)
- Criterion Referenced Competency Tests (CRCT)
- Criterion Referenced Competency Tests–Modified (CRCT-M)
- End of Course Test (EOCT)
- Georgia High School Graduation Test (GHS GT)
- Georgia High School Writing Test (GHS WT)
- 8th Grade Writing Test (G8WT)
- 5th Grade Writing Test (G5WT)
- 3rd Grade Writing Test (G3WT)
- 21st Century Skills Assessment (21CSA)
- Georgia Alternative Assessment (GAA)
- Assessing Comprehension and Communication in English State to State for English Language Learners (ACCESS)
- Georgia Pre-K Assessment
- Georgia Kindergarten Inventory of Developing Skills (GKIDS)
- Student Growth Percentiles

Assessment Result Boxes

Any statewide assessment taken by the student will be displayed in the Assessments section. Assessments are listed in descending order by administration date.

The Georgia Milestones EOG and EOC test result boxes are all color-coded according to this legend:

Milestones EOG/Milestones EOC Legend	1-Beginning Learner	2-Developing Learner	3-Proficient Learner	4-Distinguished Learner
--------------------------------------	---------------------	----------------------	----------------------	-------------------------

Additionally, each test result box displays the scale score that the student achieved on the test. The Milestones EOC also displays the grade conversion.

14-15 Winter Milestones EOC-Main	9LC (3-537-82)	CALG (3-528-80)			
13-14 Spring CRCT	LANG (3-869)	MATH (2-840)	READ (3-851)	SCIE (2-822)	SOCI (2-833)

The CRCT, EOCT, GHSGT, GHSWT, G8WT, G5WT, and G3WT test result boxes are all color-coded according to this legend:

CRCT/EOCT/GHSGT/GHSWT/G8WT Legend	1-Did Not Meet	2-Meets	3-Exceeds
-----------------------------------	----------------	---------	-----------

Additionally, each test result box displays the scale score that the student achieved on the test, with the exception of the EOCT which displays the grade conversion.

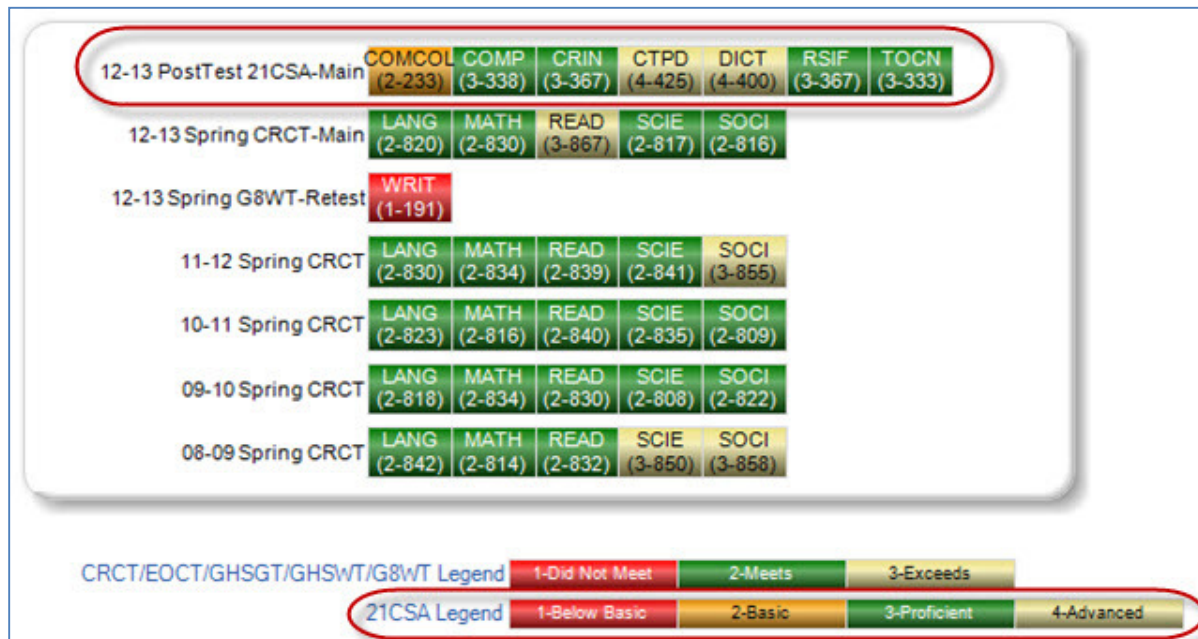
10-11 Winter EOCT	9LC (1-67)	
09-10 Summer CRCT	MATH (1-796)	READ (2-809)

Note: G3WT scores are reported in four domains across three genres of writing as shown here:

12-13 Spring G3WT-Main	ICNV (2-N/A)	IIDEAS (2-N/A)	IORG (1-N/A)	ISTYLE (1-N/A)	NCNV (1-N/A)	NIDEAS (2-N/A)	NORG (1-N/A)	NSTYLE (2-N/A)	PCNV (1-N/A)	PIDEAS (1-N/A)	PORG (1-N/A)	PSTYLE (1-N/A)
CRCT/EOCT/GHSGT/GHSWT/G8WT/G3WT Legend												
1-Did Not Meet				2-Meets				3-Exceeds				

21st Century Skills Assessment (21 CSA)

As displayed on the Student Performance Dashboard:



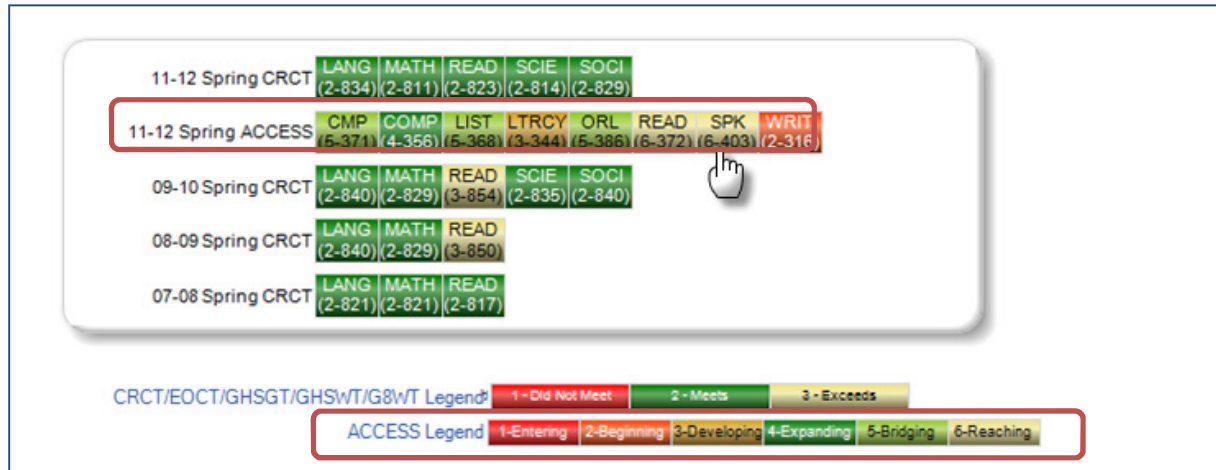
Clicking on one of the 21 CSA test result boxes will display the test administration details:

Georgia 21st Century Skills Assessment PostTest Results Composite

Administration Results					
School Year	Administration	Strand	Measure	Value	
2013	PostTest	Total Score	Achievement Level	2	Proficient
			Number Correct	45	
			Scale Score	338	
			Test Duration	32	
			Total Items	72	

ACCESS

As displayed on the Student Performance Dashboard:



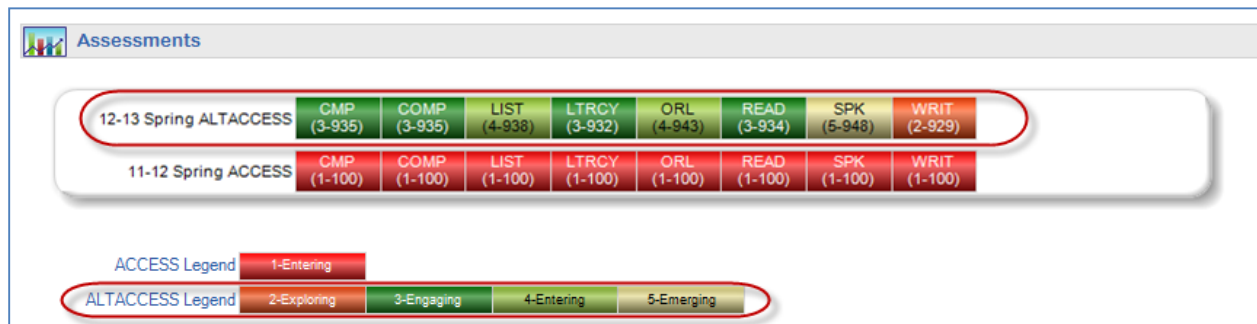
Clicking on one of the ACCESS test result boxes will display the test administration details:

Assessing Comprehension & Communication in English State to State Results Speaking

Administration Results					
School Year	Administration	Strand	Measure	Value	
2012	Spring	Language Social Studies	Raw Score	5	
		Mathematics Science	Raw Score	5	
		Social Instructional	Raw Score	3	
		Total Score	Achievement Level	6	Reaching
			High Score	459	
			Low Score	347	
			Proficiency Level	6	
			Scale Score	403	

Alternative ACCESS

As displayed on the Student Performance Dashboard:



As displayed in the teacher's class roster:

School Year(s): 2014, 2013 View Report

1 of 1 100% Find | Next

Student Name	Grade Level	Race / Ethnicity	ELL	ED	Gifted	Retained	SWD	Days Absent	Achievement
Weatherby, Eugenio G	02	HISPANIC	Y	Y			Y	18	12-13 Spring ALTACCESS CMP (3-935) COMP (3-935) LIST (4-938) LTRCY (3-932) ORL (4-943) READ (3-934) SPK (5-948) WRIT (2-929)
Whitmer, Lyman M	02	WHITE, NOT OF HISPANIC ORIGIN							

Clicking on one of the Alternative ACCESS test result boxes will display the following test administration details:

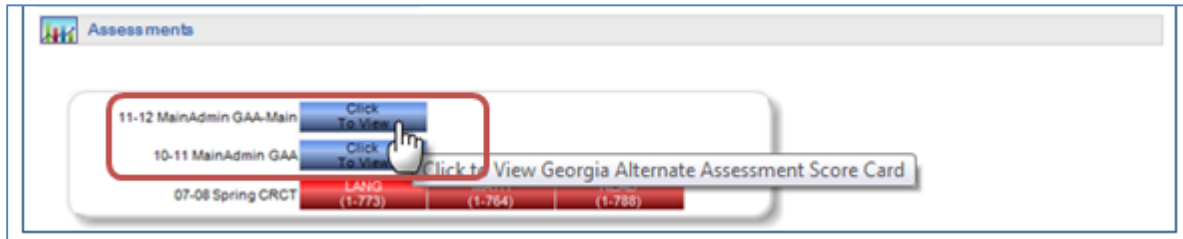
Alternate Assessing Comprehension & Communication in English State to State Results Oral

Administration Results

School Year	Administration	Strand	Measure	Value
2013	Spring	Total Score	Achievement Level	4 Entering
			Proficiency Level	4 Entering
			Scale Score	943

GAA

As displayed on the Student Performance Dashboard:



Clicking on the GAA test result box will display the test administration details:

1 of 1 100% Find | Next

2012 Student Score Report for:

GTID#: [REDACTED]

Date Of Birth: [REDACTED]

School Name: Elementary School

System Name: [REDACTED]

Georgia Alternate Assessment

Grade 04

STUDENT PERFORMANCE

English / Language Arts Score Results

Scoring Dimension	Score	1	2	3	4
Fidelity to Standard	2				
Context	3				
Achievement/Progress	2				

Student's Stage of Progress

ESTABLISHED PROGRESS - Based on evidence in the portfolio, the student demonstrates an understanding of fundamental skills and knowledge aligned to grade-appropriate ELA, mathematics, science, or social studies standards. He/she is working on and showing progress in academic content at an access/entry level. The student performs meaningful tasks using grade-appropriate materials. Generalization across settings and/or interactions is evidenced in the portfolio.

Mathematics Score Results

Scoring Dimension	Score	1	2	3	4
Fidelity to Standard	2				
Context	3				
Achievement/Progress	3				

Student's Stage of Progress

ESTABLISHED PROGRESS - Based on evidence in the portfolio, the student demonstrates an understanding of fundamental skills and knowledge aligned to grade-appropriate ELA, mathematics, science, or social studies standards. He/she is working on and showing progress in academic content at an access/entry level. The student performs meaningful tasks using grade-appropriate materials. Generalization across settings and/or interactions is evidenced in the portfolio.

Science Score Results

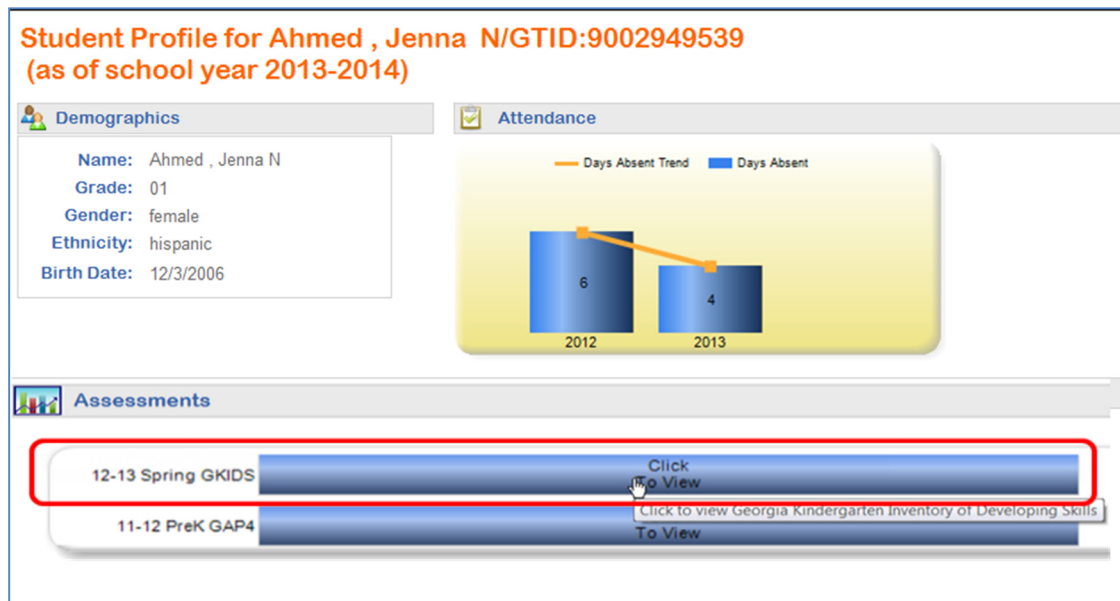
Scoring Dimension	Score	1	2	3	4
Fidelity to Standard	2				
Context	3				
Achievement/Progress	3				

Student's Stage of Progress

ESTABLISHED PROGRESS - Based on evidence in the portfolio, the student demonstrates an understanding of fundamental skills and knowledge aligned to grade-appropriate ELA, mathematics, science, or social studies standards. He/she is working on and showing progress in academic content at an access/entry level. The student performs meaningful tasks using grade-appropriate materials. Generalization across settings and/or interactions is evidenced in the portfolio.

GKIDS

As displayed on the Student Performance Dashboard:



As displayed in the teacher's class roster:

School Year(s): 2014, 2013										View Report
1 of 1										
Student Name	Grade Level	Race / Ethnicity	ELL	ED	Gifted	Retained	SWD	Days Absent	Achievement	
Ahmed , Jenna N	01	HISPANIC						4	12-13 Spring GKIDS	Click To View

Clicking on the GKIDS test result box will display the following test administration details:

Georgia Kindergarten Inventory of Developing Skills for

GKIDS Academic Legend: 1-Not Yet Assessed 2-Not Yet Demonstrated 3-Emerging 4-Progressing 5-Meets Standard 6-Exceeds Standard
 GKIDS Non-Academic Legend: 1-Not Yet Assessed 2-Area of Concern 3-Developing 4-Consistently Demonstrating

GKIDS ACADEMIC RESULTS	GKIDS NON-ACADEMIC RESULTS
Counting and Cardinality	Attention/ Engagement/ Persistence
Count to 100 by ones and by tens	Pays attention.
Count forward beginning from a given number	Demonstrates increasing task persistence.
Represent a number of objects with a written numeral 0-20	Displays motivation/enthusiasm for learning.
Say the number names in the standard order	Works independently.
Last number name said tells the number of objects	Curiosity and Initiative
Each number name refers to a quantity that is one larger	Asks questions.
Answer "how many?" questions (up to 20 objects)	Self-selects activities and topics.
Whether a group is greater than/less than/equal to another	Seeks help when needed.

Georgia Pre-K Assessment

As displayed on the Student Performance Dashboard:



Clicking on the Pre-K test result box will display the test administration details:

Georgia Pre-K Assessment

Pre-K Legend 1 - Not Yet 2 - In Progress 3 - Proficient

Georgia Pre-K Assessment

I. Personal & Social Development

A. Self concept

1. Demonstrates self-confidence	In Progress
2. Shows some self-direction	In Progress

B. Self control

1. Follows simple classroom rules and routines	In Progress
2. Uses classroom materials carefully	In Progress

III. Mathematical Thinking

A. Mathematical processes

1. Begins to use simple strategies to solve mathematical problems	Not Yet
---	---------

B. Number and operations

1. Shows beginning understanding of number and quantity	Not Yet
---	---------

C. Patterns, relationships, and functions

1. Sorts objects into subgroups that vary by one or two attributes	Not Yet
2. Recognizes simple patterns and duplicates them	Not Yet

D. Geometry and spatial relations

1. Begins to recognize and describe the attributes of shapes	Not Yet
2. Shows understanding of and uses several positional words	In Progress

E. Measurement

1. Orders, compares, and describes objects according to a single attribute	Not Yet
2. Participates in measuring activities	Not Yet

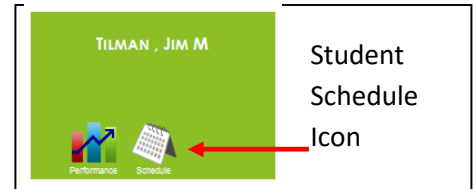
Student Growth Percentile

Students' growth percentiles are displayed at the bottom of the page. The growth percentile boxes display the student's growth percentile followed by the student's scale score on the assessment. The boxes are color-coded based on whether the student achieved high growth, typical growth, or low growth on the assessment.

Student Growth Percentile					
13-14 SPRING EOCT	9LC (4-414)	CAL (39-374)			
12-13 CRCT	LANG (34-829)	MATH (23-813)	READ (99-867)	SCIE (61-817)	SOCI (52-825)
11-12 CRCT	LANG (87-840)	MATH (8-827)	READ (65-823)	SCIE (3-808)	SOCI (21-820)
10-11 CRCT	LANG (45-816)	MATH (25-830)	READ (76-826)	SCIE (96-832)	SOCI (81-833)
09-10 CRCT	LANG (85-823)	MATH (72-861)	READ (36-812)	SCIE (94-824)	
08-09 CRCT	LANG (55-800)	MATH (88-850)	READ (5-803)	SCIE (49-791)	
CRCT/EOCT	Low growth Growth Percentile - Scale Score		Typical growth Growth Percentile - Scale Score		High growth Growth Percentile - Scale Score

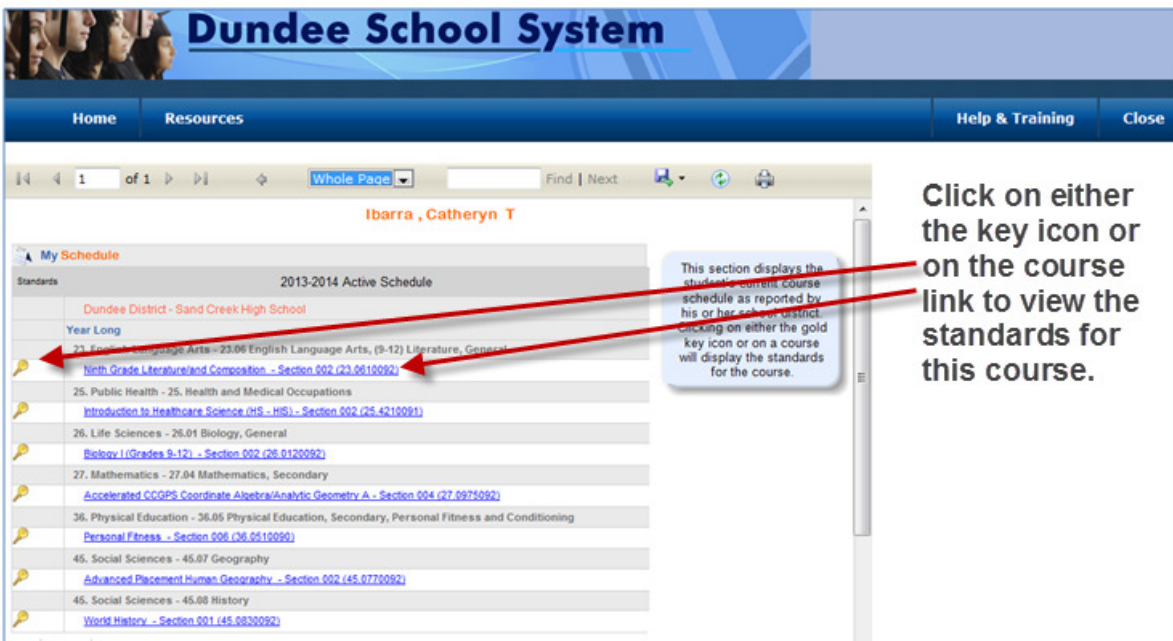
Student Schedule Dashboard

To see your child's current course schedule, click the Student Schedule icon under the child's name.



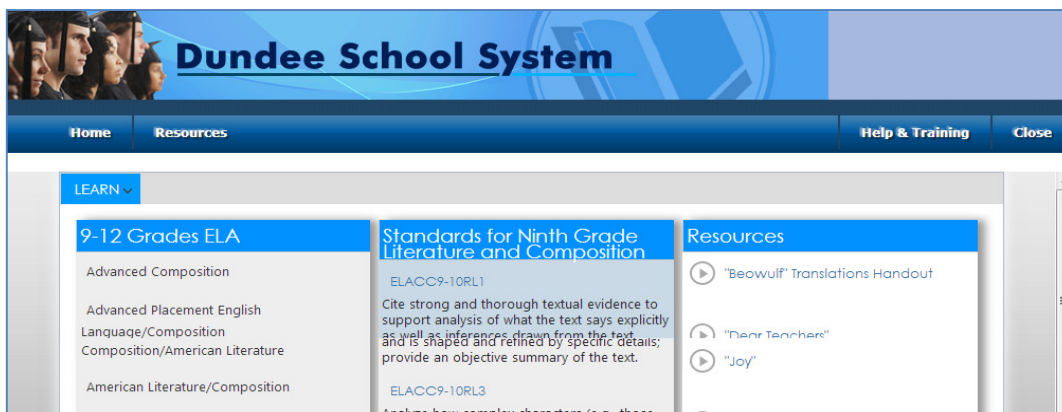
My Schedule Section

This section displays the student's current course schedule as reported by his or her school district. Each course has a key icon to the left of the course title. Clicking on either the key or on a course will display the standards for the course.



Access to Online Resources

Clicking on the Course Standards Key icon beside each course in the My Schedule section (or clicking on the course itself) will open a new window that displays the standards for the course that you selected, along with a list of online resources that are aligned to those standards.



Online Resources Aligned to Standards

You can use this view to browse through the standards in the course that you selected, and display online resources that are aligned to the standard that you select.

Dundee School System

LEARN ▾

9-12 Grades ELA

- Advanced Composition
- Advanced Placement English Language/Composition
- Advanced Placement English Literature and Composition
- Advanced Placement English Language and Composition/American Literature
- American Literature/Composition
- An Introduction to Women's Literature
- Basic Reading/Writing I
- Basic Reading/Writing II
- Basic Reading/Writing III

Standards for Ninth Grade Literature and Composition

ELACC9-10RL1

Cite strong and thorough textual evidence to support analysis of what the text says explicitly as well as inferences drawn from the text.

ELACC9-10RL2

Determine a theme or central idea of a text and analyze in detail its development over the course of the text, including how it emerges and is shaped and refined by specific details; provide an objective summary of the text.

ELACC9-10RL3

Analyze how complex characters (e.g., those with multiple or conflicting motivations) develop over the course of a text, interact with other characters, and advance the plot or develop the theme.

ELACC9-10RL4

Determine the meaning of words and phrases as they are used in the text, including figurative and connotative meanings; analyze

Resources

- "Beowulf" Translations Handout
- "Dear Teachers"
- "Fear"
- "Joy"
- "The Epitaph"

Notice that the standard that is selected will be highlighted in blue, and the resources that are displayed are aligned to the highlighted standard. You can click on another standard to display the resources that are aligned to it. Notice in the image below that a different standard has been selected, and the resources have changed.

LEARN ▾

9-12 Grades ELA

- Advanced Composition
- Advanced Placement English Language/Composition
- Advanced Placement English Literature and Composition
- Advanced Placement English Language and Composition/American Literature
- American Literature/Composition
- An Introduction to Women's Literature
- Basic Reading/Writing I
- Basic Reading/Writing II

Standards for Ninth Grade Literature and Composition

ELACC9-10RL1

Cite strong and thorough textual evidence to support analysis of what the text says explicitly as well as inferences drawn from the text.

ELACC9-10RL2

Determine a theme or central idea of a text and analyze in detail its development over the course of the text, including how it emerges and is shaped and refined by specific details; provide an objective summary of the text.

ELACC9-10RL3

Analyze how complex characters (e.g., those with multiple or conflicting motivations) develop over the course of a text, interact with other characters, and advance the plot or develop the theme.

Resources

- Students' Ascriptions of Gender to Seven Characters - Years 1987 and 1997
- A Hero's Journey Animoto
- Archetypes & The Hero's Journey
- Discussion Questions for the Love and Friendship Vignette from The Mystery of Love
- Mythology: Introduction

Viewing the Resources

To view a resource in the list, simply click on it.

Dundee School System

Home Resources Help & Training Close

9-12 Grades ELA

- Advanced Composition
- Advanced Placement English Language/Composition
- Advanced Placement English Literature and Composition
- Advanced Placement English Language and Composition/American Literature
- American Literature/Composition
- An Introduction to Women's Literature
- Basic Reading/Writing I
- Basic Reading/Writing II

Standards for Ninth Grade Literature and Composition

ELACC9-10RL1
Cite strong and thorough textual evidence to support analysis of what the text says explicitly as well as inferences drawn from the text.

ELACC9-10RL2
Determine a theme or central idea of a text and analyze in detail its development over the course of the text, including how it emerges and is shaped and refined by specific details; provide an objective summary of the text.

ELACC9-10RL3
Analyze how complex characters (e.g., those with multiple or conflicting motivations) develop over the course of a text, interact with other characters, and advance the plot or develop the theme.

ELACC9-10RL4

Resources

- Students' Ascriptions of Gender to Seven Characters - Years 1987 and 1997
- A Hero's Journey Animoto
- Archetypes & The Hero's Journey
- Discussion Questions for the Love and Friendship Vignette from The Mystery of Love
- Mythology: Introduction**

The resource will then open in a new window.

Dundee School System

Home Resources Help & Training Close

Click here to go back to the previous screen

Mythology: Introduction

Next 1 | 2 | 3 | 4 | 5 | 6 | 7 print all

Introduction to Mythology

Hand Outs

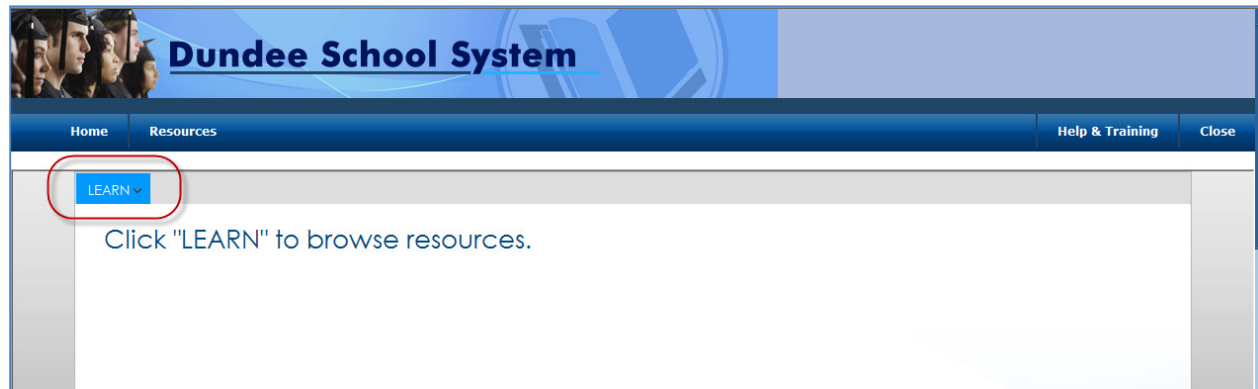
- [Mythology Standards](#)
- [Technology Standards](#)
- [Key Terms](#)

Module Minute on Your MP3 Player

Download a copy of the Module Minute (a minute summation of important module points) for your mp3. Right click and select

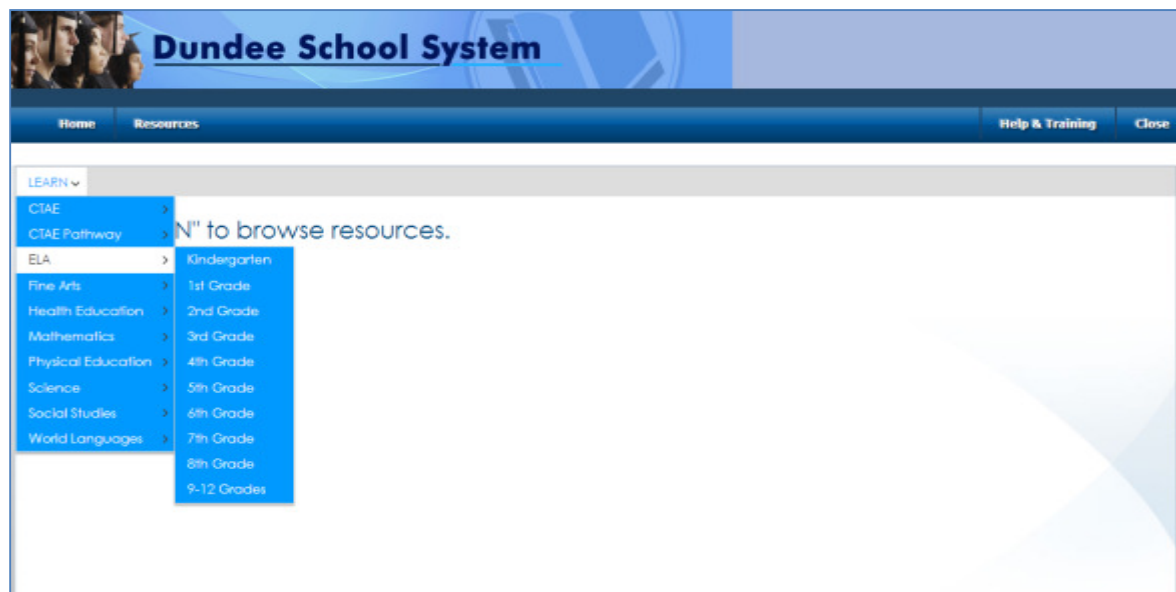
Accessing Resources via Blue Menu Bar

In addition to using the Key Icon or clicking on a course in the student's schedule, you may also search for online resources by clicking on the "Resources" button on blue menu. This will provide the "Learn" drop-down menu.



Searching for Resources using the Learn Menu

When you click on the "Learn" menu, a list of subjects will appear in the dropdown list. You can search by grade level for courses or groups within any of the subject areas.



Searching for Resources in Grades K-8 and Grades 9-12:

Domains and Clusters vs. Courses

When you select a subject area to browse, you will then be prompted to select a grade level. It is important to note that the difference between searching for resources for grade K-8 versus grades 9-12. If you select a grade level between Kindergarten and 8th grade, the next menu-set will be a list of clusters or domains within that grade level and subject (see the 7th grade mathematics options below). Simply click on the cluster or domain that you would like to browse, and you will see a list of the standards that are aligned to your selection. Click on any standard to view the online resources that are aligned to each standard.

The screenshot shows the Dundee School System Parent Portal. The top navigation bar includes 'Home', 'Resources', 'Help & Training', and 'Close'. The main content area is titled 'LEARN' and displays a selection screen for '7th Grade Mathematics'. On the left, a list of domains is shown, with 'Expressions and Equations' highlighted. The right side of the screen displays the standards for 'Expressions and Equations', including MCC7.EE.1, MCC7.EE.2, and MCC7.EE.3. A 'Resources' section on the far right lists activities such as 'Add linear expressions by combining like terms', 'Expand linear expressions using the distributive property', and 'Factor an expression'.

However, if you select the **9-12 grade level** option in any subject, the next menu-set will be a list of courses in that subject area (see the grades 9-12 Mathematics options below). Simply click on the course that you would like to browse, and you will see a list of the standards that are aligned to your course selection. Click on any standard to view the online resources that are aligned to each standard.

Help and Training

To access help and training materials for the SLDS Parent Portal, click on the link in the top right-hand corner of the blue toolbar.



Logging Out of the SLDS Parent Portal

When you have finished using the SLDS Parent Portal, always logout properly by clicking the “Close” button beside “Help & Training.” After clicking “Close,” you may continue using your District’s Student Information System.

